


<p>CITY OF MODESTO</p>  <p>WASTEWATER COLLECTIONS</p>	<p>X. MONITORING, MEASUREMENT, AND PLAN MODIFICATIONS</p>
	<p>DATE ISSUED: 4-6-09</p>
	<p>DATE REVISED: 6-28-10</p>
	<p>APPROVED BY: Gary DeJesus</p>

Monitoring, managing and modifying the SSMP are necessary to ensure its effectiveness. The City currently maintains and evaluates a number of performance indicators used to monitor and manage the SSMP as well as the sanitary sewer Maintenance program. Some of these indicators are listed below:

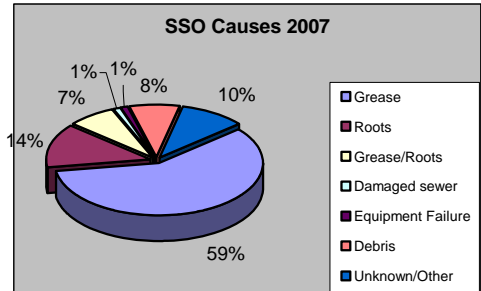
- Number of SSOs per year
- % of SSOs by know cause
- Miles of sanitary sewer cleaned
- Miles of sanitary sewer lines inspected (CCTV)

Sanitary Sewer Overflow Percentages

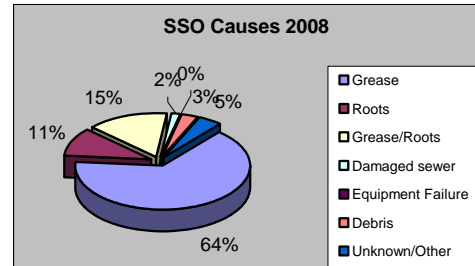
	# of SSOs
2007	89
2008	66
2009	95

Blockage Causes by Percentage

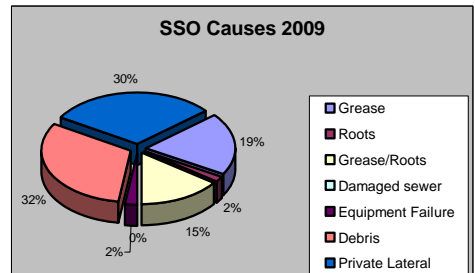
		#	%
2007	Grease	52	58%
	Roots	12	13%
	Grease/Roots	7	7%
	Damaged sewer	1	1%
	Equipment Failure	1	1%
	Debris	7	8%
	Unknown/Other	9	10%
		89	100%



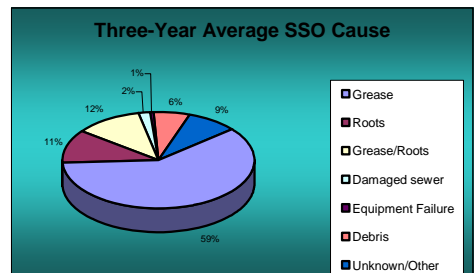
		#	%
2008	Grease	43	65%
	Roots	7	11%
	Grease/Roots	10	15%
	Damaged sewer	1	2%
	Equipment Failure	0	0%
	Debris	2	3%
	Unknown/Other	3	5%
	66	100%	



		#	%
2009	Grease	18	19%
	Roots	1	2%
	Grease/Roots	14	15%
	Damaged sewer	0	0%
	Equipment Failure	2	2%
	Debris	29	31%
	Private Lateral	28	29%
	97	97%	



	#	
Three Year Average	Grease	60%
	Roots	11%
	Grease/Roots	12%
	Damaged sewer	1.7%
	Equipment Failure	0.7%
	Debris	6%
	Unknown/Other	8.6%



Wastewater Maintenance

