

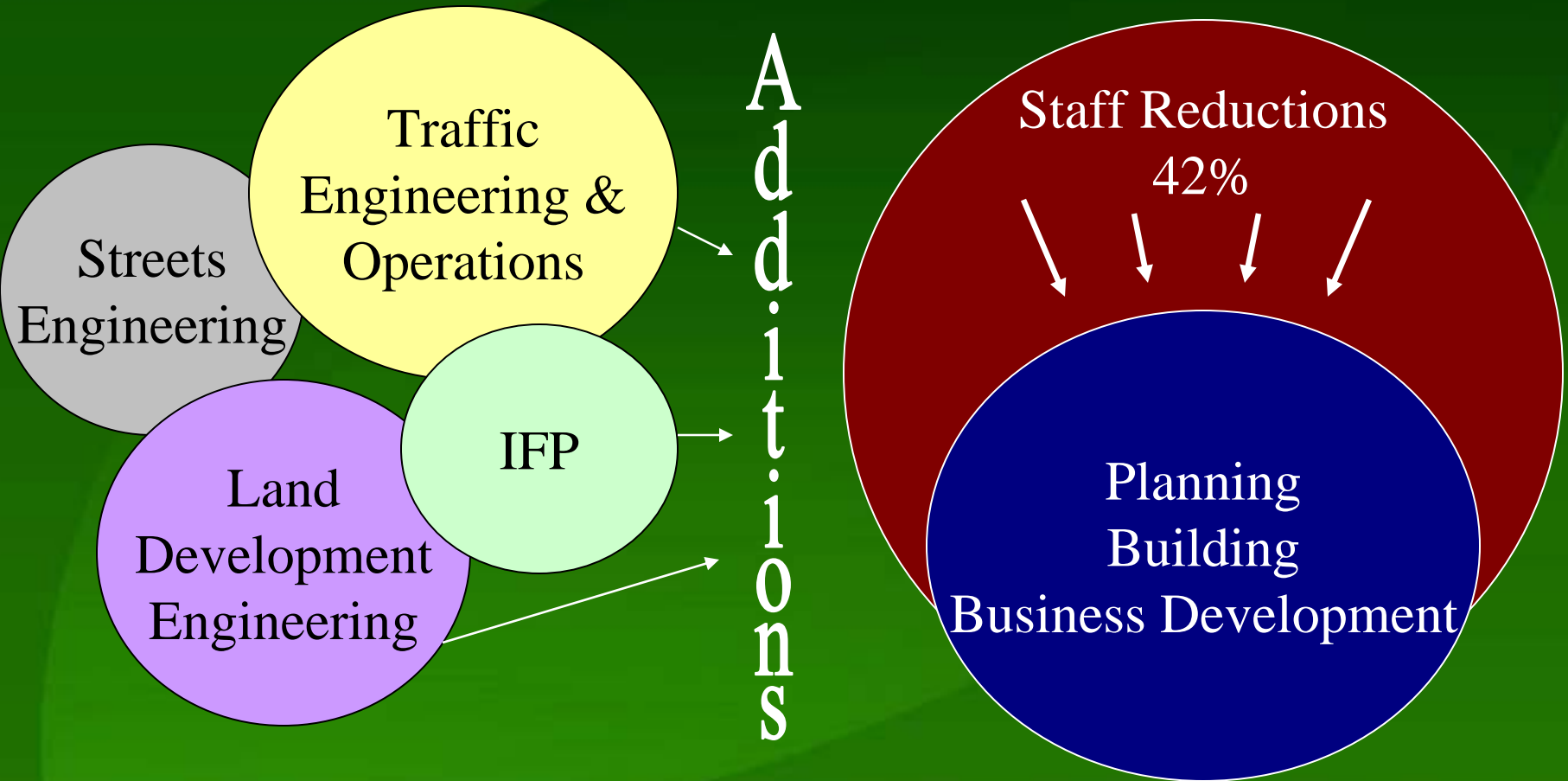
**City of Modesto:  
Community & Economic Development  
Department  
FY 10-11 Budget**

**H. Brent Sinclair, AICP  
May 2010**



**City of Modesto**  
Water • Wealth • Contentment • Health

# CEDD Story FY 2009 - 2011



# Staffing History

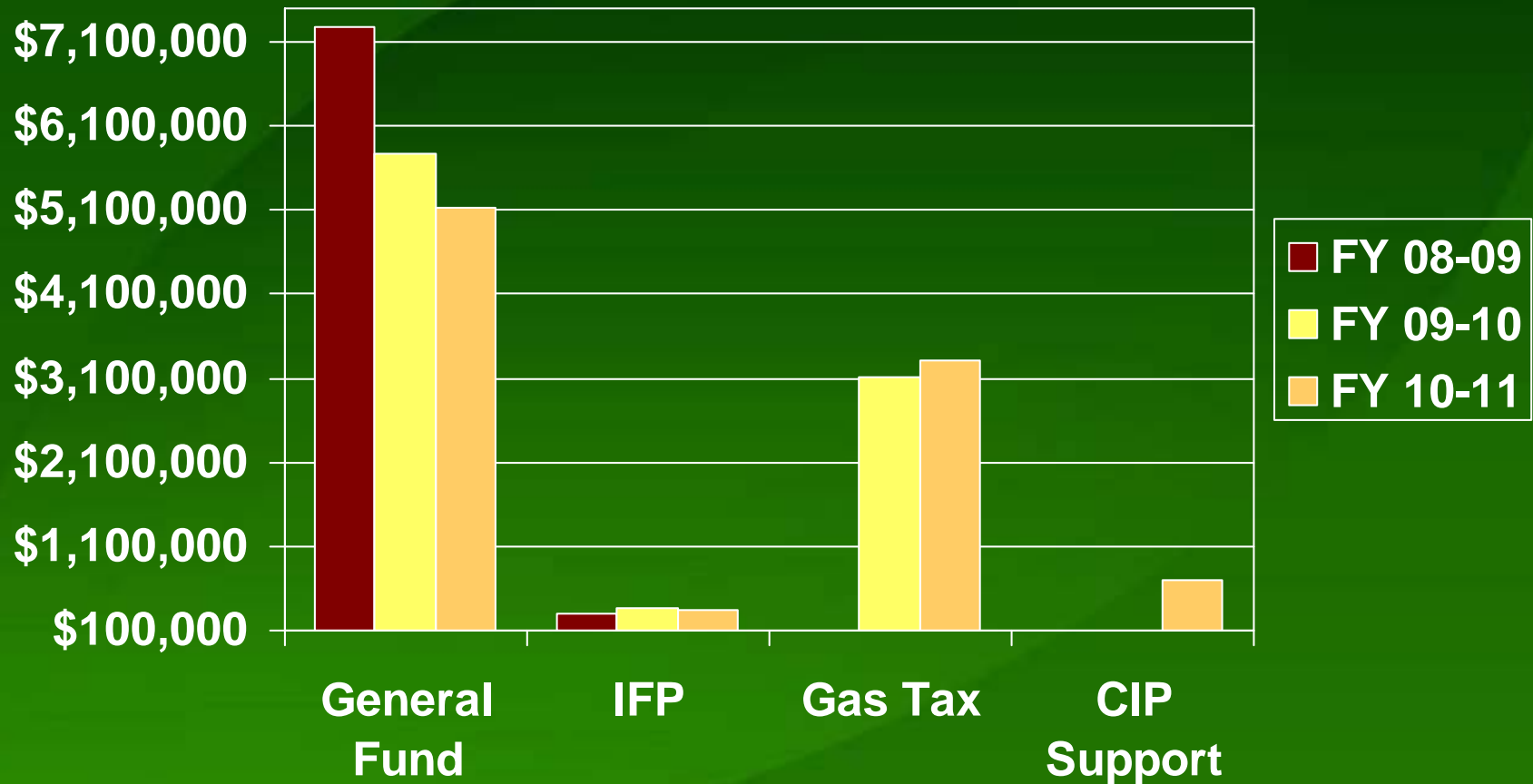
Divisions	FY08-09	FY 09-10 Current	FY 10-11 Proposed*	Increase/ (Decrease)	
Administration/Business Development (0100-1400/1421)	7.0	4.0	5.0	-2.0	
IFP Administration (2900-0250)	2.2	3.2	3.2	1.0	**
Building Safety (0100-1401)	30.0	17.0	12.0	-18	
Neighborhood Preservation (0100-3770)	0.0	4.0	6.0	6.0	***
Facilities Master Planning/Land Development Engineering (0100-1408/1413)	14.0	9.0	8.0	-6.0	**
Planning (0100-1430)	19.0	12.0	9.5	-9.5	
Traffic Engineering/Electrical/Operations (0700-1601/1612/4622)	0.0	22.0	22.0	22.0	***
Streets Engineering (0300-4312)	0.0	0.0	5.0	5.0	****
General Fund	70.0	46.0	40.5	-29.5	
Other Funds	2.2	25.2	30.2	28.0	
<b>Community &amp; Economic Development Total</b>	<b>72.2</b>	<b>71.2</b>	<b>70.7</b>	<b>-.5</b>	



**City of Modesto**  
Water • Wealth • Contentment • Health

\*Including Reductions  
 \*\*Transferred to CEDD 7/1/08  
 \*\*\*Transferred to CEDD 7/1/09  
 \*\*\*\*Transferring to CEDD 7/1/10

# CEDD Funding Sources



# Significant Impacts to Service Levels

- Improvement Plan review time increase from 15 – 30 days
- Utility connection approvals increase from 2 – 5 days
- Street light repair backlog increase from 10 days – 12 weeks
- Traffic striping cycle increased from 18 - 36 months
- Traffic sign response increase from one day to five days +
- Planning project Work Plan reduced 30%
- Zoning and Development Plan review increase from 3 - 6 weeks
- Sign and minor zoning review increase from 10 – 20 days
- Building plan review time increase from 15 days to 17 days
- Inspection response time from 24 hours to 48 hours +



# Restructuring Opportunities

- Shared Resources
  - Building Inspection and Code Enforcement
  - Traffic, Engineering and Streets Design
  - Coordinated and managed CIP
- One-Stop Shop
  - All development activities under one umbrella
  - Coordinated Development Review Team
- Establish Base-Level Service
  - Excel at base-level planning and engineering
  - Outsource specialized services and beyond base



# Centers

## Development Service Center

- True one-stop shop for all development related activity

## Economic Development Center

- Welcome and facilitation center for new and expanding business

## Transportation System Center

- All transportation funding, planning, engineering and design coordinated together

## Planning Center

- Think-tank for land use, infrastructure finance, transportation, capital improvement planning; a comprehensive approach



# TRENDS AND OPPORTUNITIES

- Permit activity trending up...slightly
- Better street and traffic project coordination
- Zoning Code improvements
- CIP Task Force more effective
- Fees Task Force will provide recommendations with meaningful results; cost-based fees
- Building Safety consolidation



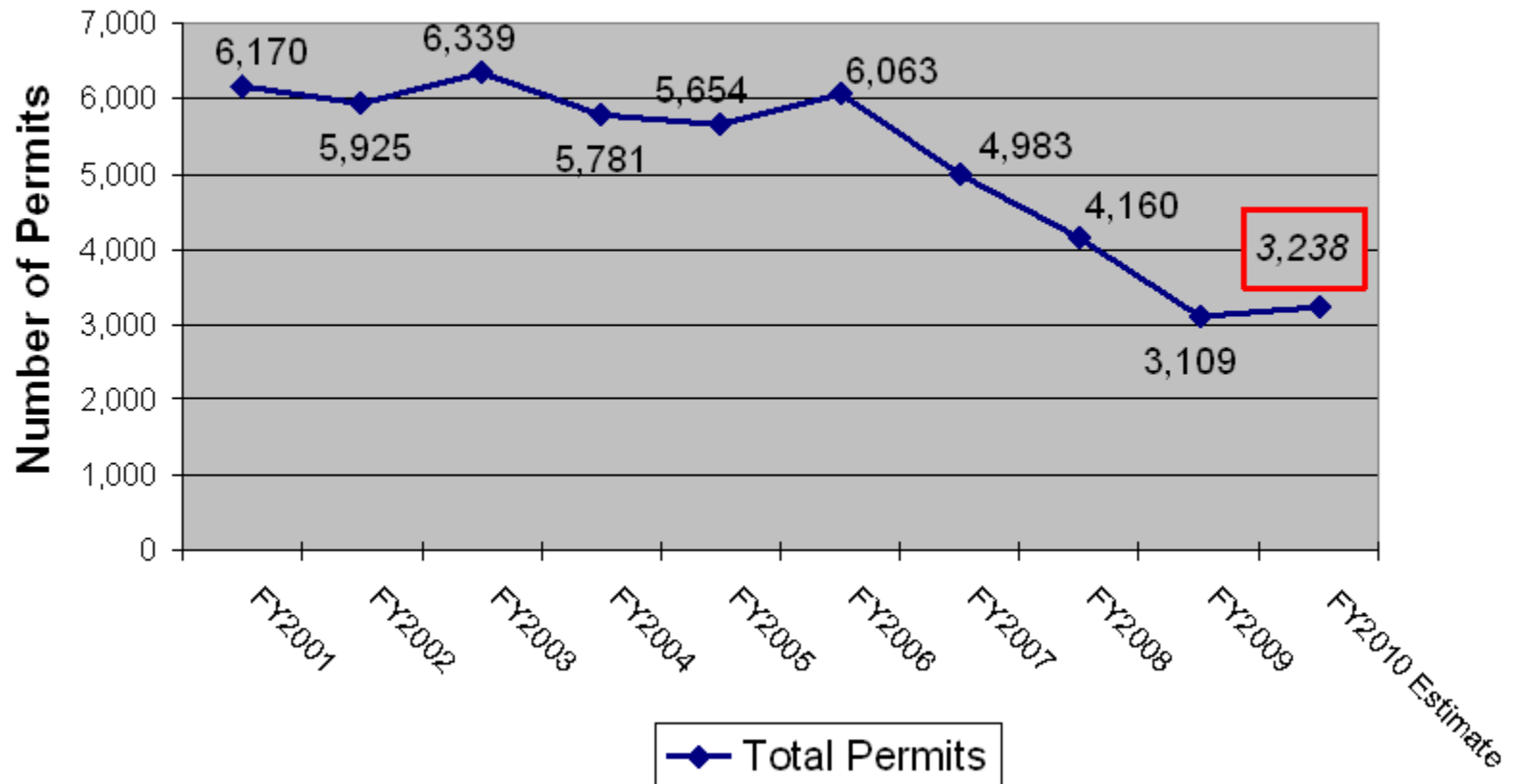
Questions?



**City of Modesto**  
Water • Wealth • Contentment • Health

# Building Permits

## FY 00-10 Building Permits Issued



# Expense History

Divisions	FY08-09	FY 09-10 Current	FY 10-11 Proposed*	Increase/ (Decrease)	
Administration/Business Development (0100-1400/1421)	\$1,032,877	\$558,990	\$591,457	(\$441,420)	
IFP Administration (2900-0250)	\$295,190	\$360,404	\$354,411	\$59,221	**
Building Safety (0100-1401)	\$3,088,362	\$2,232,981	\$1,735,560	(\$1,352,802)	
Neighborhood Preservation (0100-3770)	\$0	\$513,414	\$437,436	\$437,436	***
Facilities Master Planning/Land Development Engineering (0100-1408/1413)	\$1,251,487	\$1,138,399	\$1,133,454	(\$118,033)	**
Planning (0100-1430)	\$1,901,533	\$1,320,136	\$1,229,738	(\$671,795)	
Traffic Engineering/Electrical/Operations (0700-1601/1612/4622)	\$0	\$3,106,318	\$3,315,567	\$3,315,567	***
Streets Engineering (0300-4312)	\$0	\$0	\$688,931	\$688,931	****
General Fund	\$7,274,259	\$5,763,920	\$5,127,645	(\$2,146,614)	
Other Funds	\$295,190	\$3,466,722	\$4,358,909	\$4,063,719	
<b>Community &amp; Economic Development Total</b>	<b>\$7,569,449</b>	<b>\$9,230,642</b>	<b>\$9,486,554</b>	<b>\$1,917,105</b>	



**City of Modesto**  
Water • Wealth • Contentment • Health

\*Including Reductions  
 \*\*Transferred to CEDD 7/1/08  
 \*\*\*Transferred to CEDD 7/1/09  
 \*\*\*\*Transferring to CEDD 7/1/10

# CEDD Funding Sources

