

City of Modesto

Fiscal Year 2010-11 Budget

May 2010

Modesto, CA



City of Modesto
Water • Wealth • Contentment • Health

Agenda

May 17, 2010

- Mayor's Opening Remarks
- City Manager - The Economy
- General Fund Department Presentations
 - Parks, Recreation & Neighborhoods
 - Police Department
 - Fire Department
 - Community & Economic Development
 - Human Resources
 - Finance



Agenda

May 18, 2010

- Continuation of Items from May 17th if necessary
- Water Fund
- Sewer Fund
- Storm Drain Fund
- Transportation Funds – Gas Tax, LTF, Transit, etc
- Information Technology Fund



Agenda

May 20, 2010

- Continuation of Items from May 18th if necessary
- Report Backs from Departments
- Summary
 - Policy Changes
 - General Fund Reserve for FY 09/10 & 10/11– Flat vs %
 - Worker's Compensation Holiday for FY 09/10
 - Continuation of EBF Holiday for FY 10/11



Agenda

May 21, 2010

- Continuation of Items from May 20th if necessary



City of Modesto
Water • Wealth • Contentment • Health

Mayor's Opening Comments



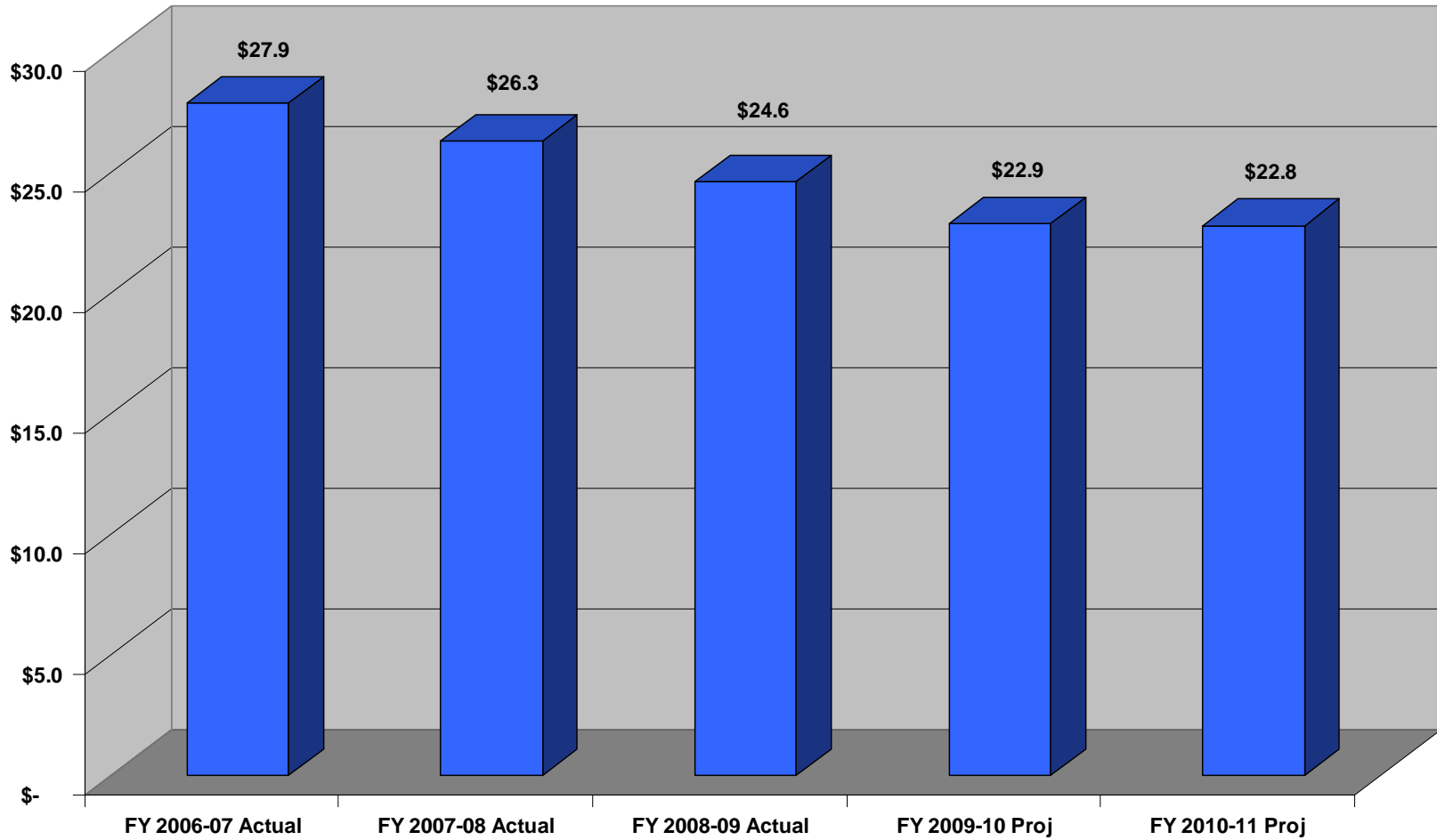
City of Modesto
Water • Wealth • Contentment • Health

City Manager - The Economy

- National Economy
- State of California Budget Situation
- Declining Major Revenue Sources



City of Modesto - Historical General Fund Sales Tax Revenue (in millions)

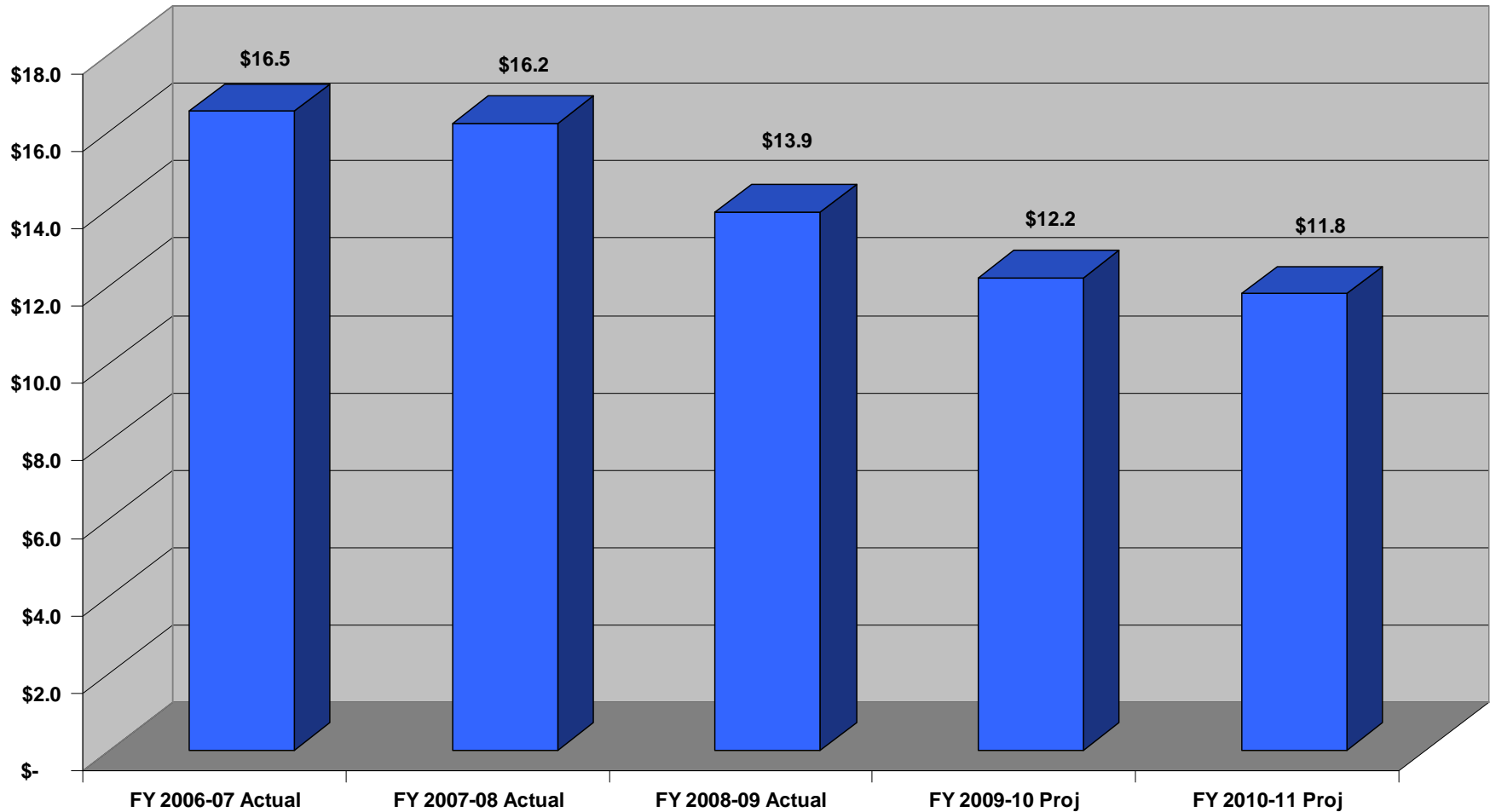


Source for Actuals - CAFR



City of Modesto
Water • Wealth • Contentment • Health

City of Modesto - Historical General Fund Property Tax Revenue (in millions)

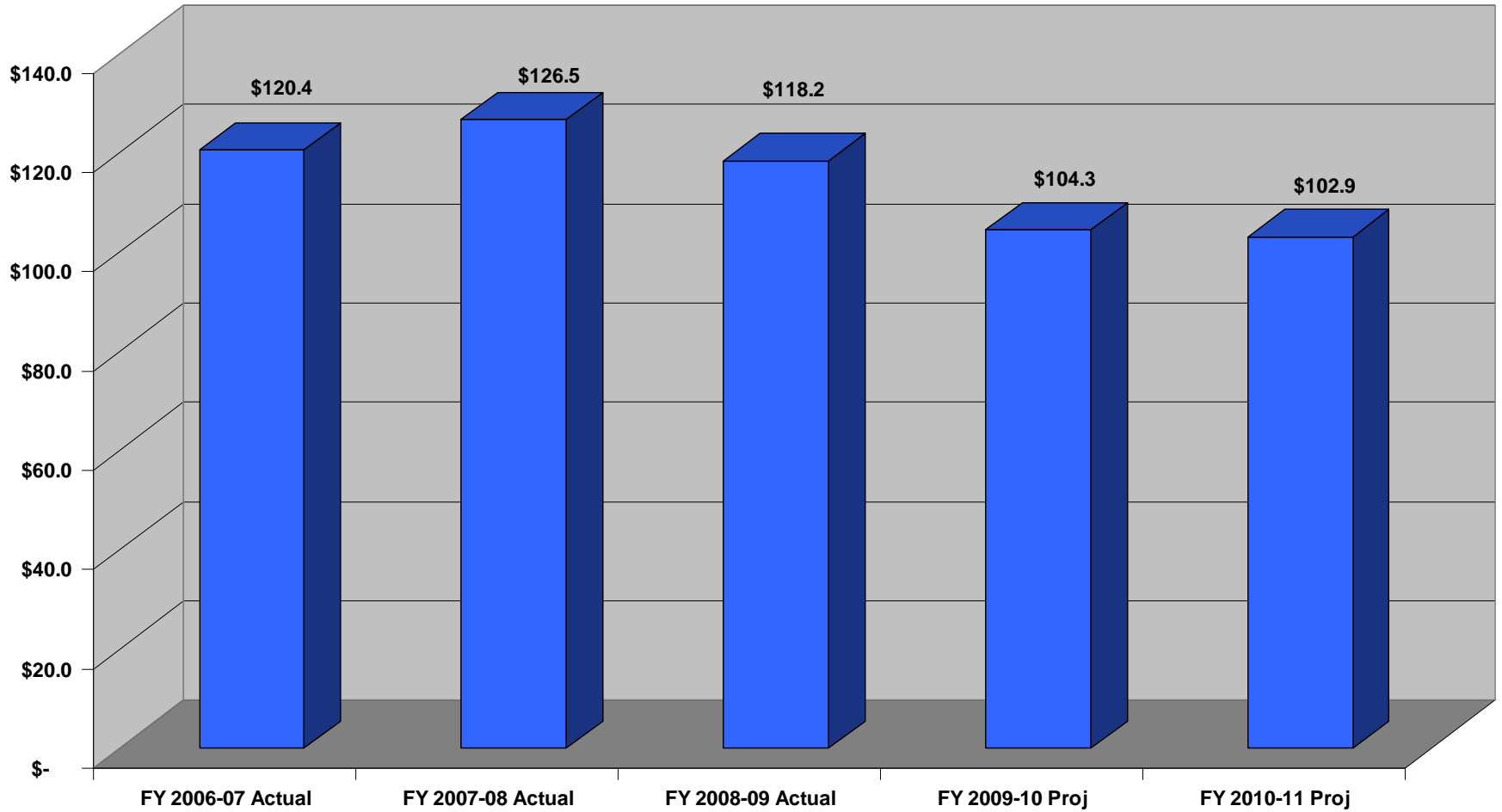


Source for Actuals - CAFR



City of Modesto
Water • Wealth • Contentment • Health

City of Modesto - Historical Total General Fund Revenues (in millions)

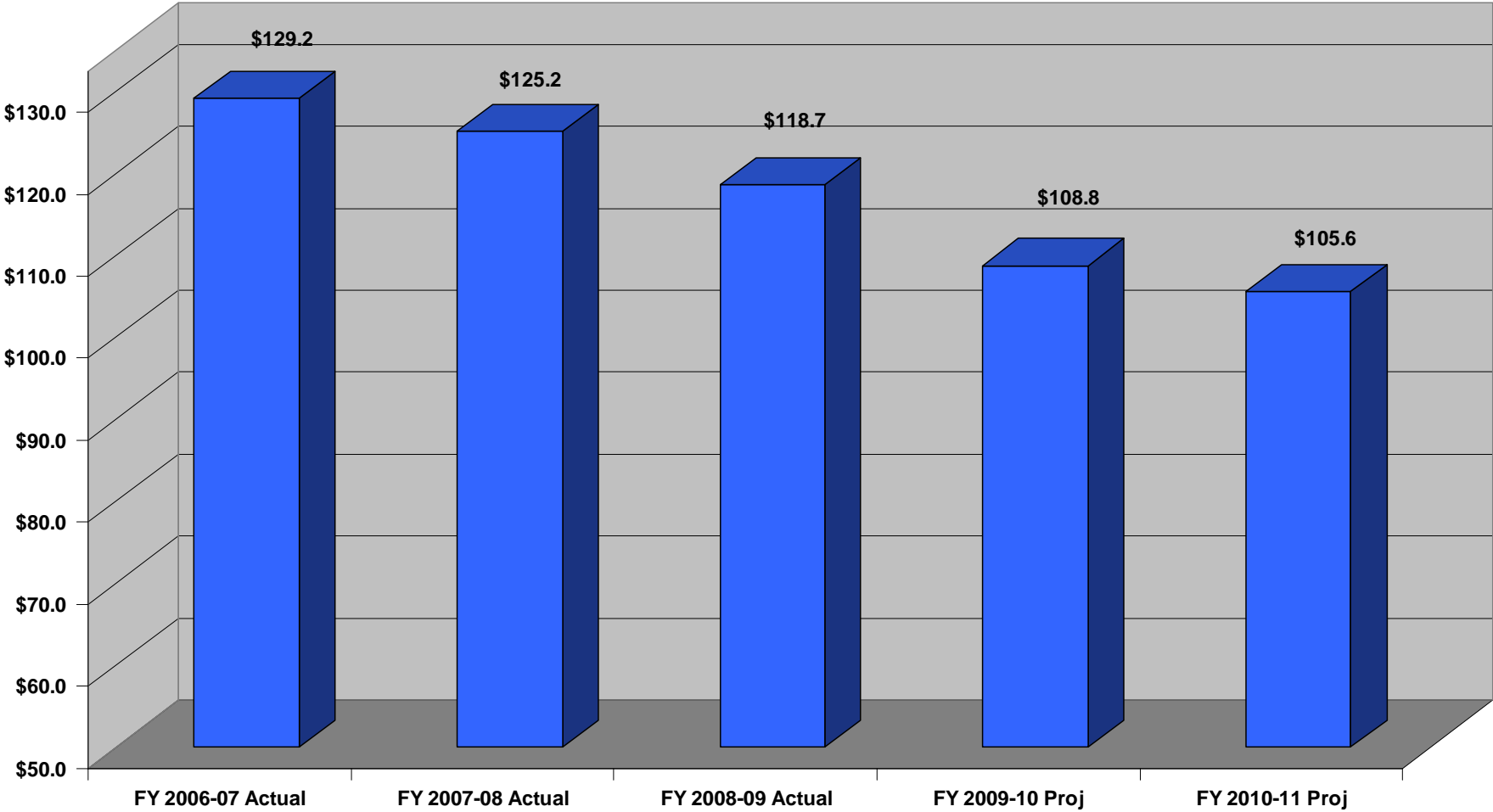


Source for Actuals – CAFR (includes Transfers In)



City of Modesto
Water • Wealth • Contentment • Health

City of Modesto - Historical General Fund Expense (in millions)



Source for Actuals – CAFR (includes Transfers Out)



City of Modesto
Water • Wealth • Contentment • Health

How We Developed Budget

- Asked Departments for 3%, 5%, 7%, and 10% reductions plus 8 % Personnel
- Individual Department Meetings with Mayor, City Manager and Finance Staff
- 2 Different Focuses – Service Cuts and Personnel Reductions
- Develop a Sustainable Budget for Future Years
- Mayor and City Manger Met – Mayor Determined Reductions Recommended to Finance

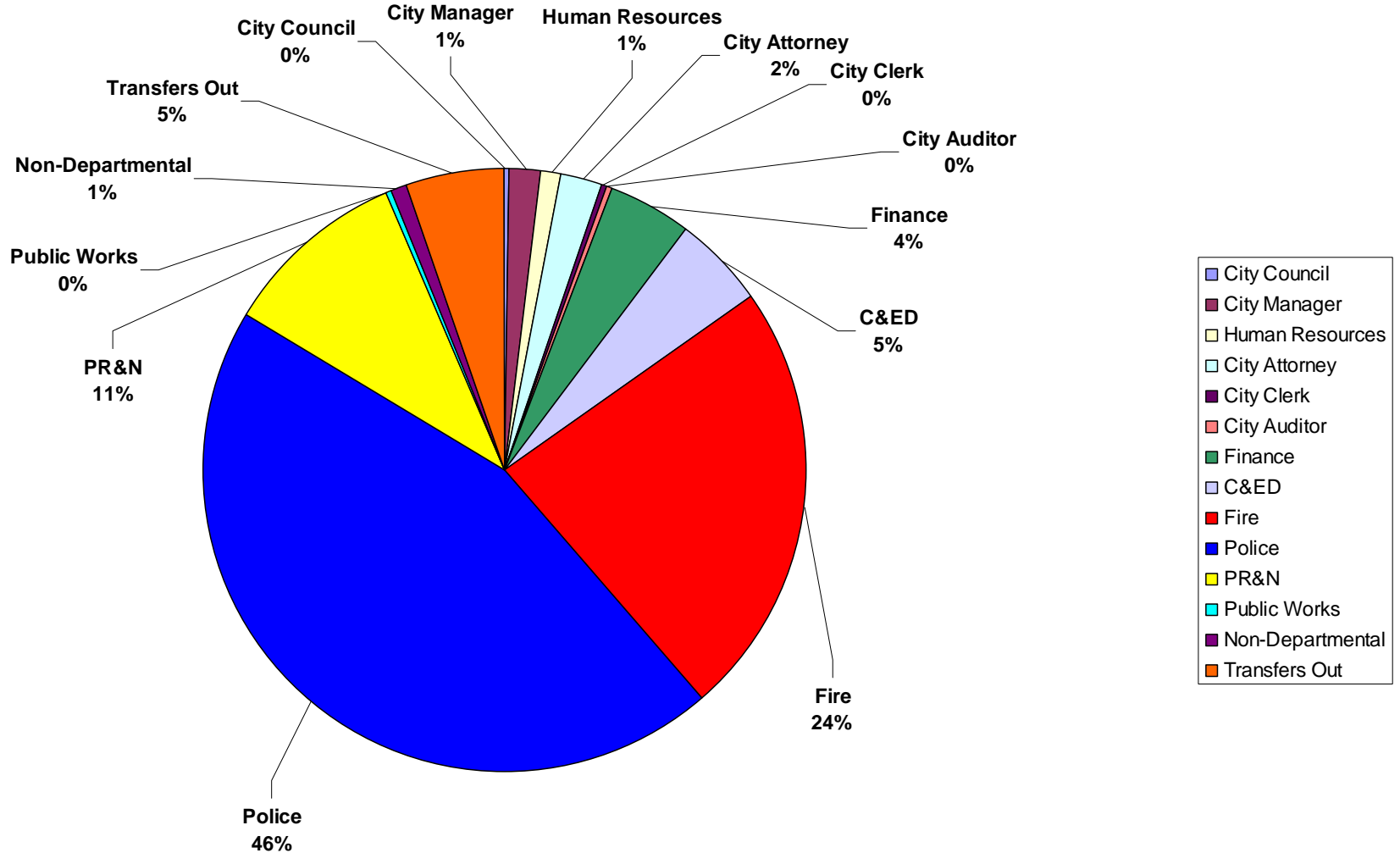


City of Modesto - General Fund Proforma at 05/11/10

	2009/10 Adopted Budget		2009/10 Current Budget		2010/11 Proposed Budget w/o Reductions		2010/11 Proposed Reductions		2010/11 Proposed Budget with Reductions	
REVENUES:										
Revenue	\$ 102,773,117		\$ 100,994,130		\$ 98,960,159		\$ 325,386		\$ 99,285,545	
Pending Council Action	\$ 192,898		\$ -				\$ -		\$ -	
Add'l Increases (Not in BRASS/Redux List)									\$ 196,144	
Add'l Increases (Not in BRASS)							\$ 124,584		\$ 124,584	
Transfers In	\$ 4,260,370		\$ 3,299,920		\$ 3,280,323		\$ 7,100		\$ 3,287,423	
TOTAL REVENUES	\$ 107,226,385		\$ 104,294,050		\$ 102,240,482		\$ 457,070		\$ 102,893,696	
EXPENSES:										
			(Inc Roll Over Enc)							
Department Expenses:										
Non-Departmental	\$ (673,991)		\$ (1,030,492)		\$ (773,832)		\$ -		\$ (773,832)	
City Council	\$ (442,776)		\$ (427,776)		\$ (444,595)		\$ 6,960		\$ (437,635)	
City Manager	\$ (1,188,775)		\$ (1,247,883)		\$ (1,487,261)		\$ -		\$ (1,487,261)	
Human Resources	\$ (1,105,418)		\$ (1,336,433)		\$ (1,370,159)		\$ 20,706		\$ (1,349,453)	
City Attorney	\$ (1,868,062)		\$ (1,915,081)		\$ (2,352,092)		\$ 93,436		\$ (2,258,656)	
City Clerk	\$ (356,087)		\$ (356,087)		\$ (408,766)		\$ -		\$ (408,766)	
Office of the Auditor	\$ (314,365)		\$ (314,365)		\$ (321,663)		\$ -		\$ (321,663)	
Finance	\$ (4,418,581)		\$ (4,662,875)		\$ (4,731,499)		\$ 162,927		\$ (4,568,572)	
Community & Economic Development	\$ (5,558,086)		\$ (5,763,940)		\$ (5,553,114)		\$ 292,805		\$ (5,260,309)	
Fire	\$ (24,284,040)		\$ (25,719,760)		\$ (26,518,985)		\$ 1,841,637		\$ (24,677,348)	
Police	\$ (51,347,585)		\$ (50,369,338)		\$ (52,338,891)		\$ 4,639,794		\$ (47,699,097)	
Parks, Recreation & Neighborhoods	\$ (11,333,494)		\$ (11,810,133)		\$ (11,573,839)		\$ 998,435		\$ (10,575,404)	
Public Works	\$ (310,781)		\$ (310,781)		\$ (309,275)		\$ -		\$ (309,275)	
Sub-Total Department Expense	\$ (103,202,041)		\$ (105,264,944)		\$ (108,183,971)		\$ 8,056,700		\$ (100,127,271)	
Add'l Reductions (Not in BRASS)	\$ -		\$ -		\$ -		\$ 89,913		\$ 89,913	
Departmental Savings (estimate)	\$ -		\$ 1,462,000		\$ -		\$ -		\$ -	
1/2 year Worker's Compensation Holiday	\$ -		\$ 1,800,000		\$ -		\$ -		\$ -	
MOU - Health Increases (estimate)	\$ -		\$ (625,000)		\$ -		\$ -		\$ -	
2009 Urban Growth/GP Amendment	\$ -		\$ (69,000)		\$ -		\$ -		\$ -	
Transfers Out	\$ (6,328,128)		\$ (6,146,523)		\$ (5,698,459)		\$ 94,213		\$ (5,604,246)	
TOTAL EXPENSES	\$ (109,530,169)		\$ (108,843,467)		\$ (113,882,430)		\$ 8,240,826		\$ (105,641,604)	
Reserve for Encumbrances - Current Year	\$ -		\$ 674,540							
Total Reductions	\$ -		\$ -				\$ 8,697,896			
NET CHANGE IN FUND BALANCE:										
Fund Balance, July 1	\$ 9,968,780		\$ 11,645,503		\$ 7,293,330				\$ 7,770,626	
Fund Balance, June 30 (Unreserved)	\$ 7,664,996	7.0%	\$ 7,770,626	7.1%	\$ (4,348,618)	-3.8%			\$ 5,022,718	4.8%
Reserve Level	\$ 7,667,112		\$ 7,000,000		\$ 7,937,030				\$ 7,000,000	
Projected Cash Reserve Over/(Under) Reserve	\$ (2,116)		\$ 770,626		\$ (12,285,648)				\$ (1,977,282)	



City of Modesto - FY 2010-11 General Fund Expense by Dept (with Reductions)



Key Service Level Impacts



City of Modesto
Water • Wealth • Contentment • Health